



Limestone District School Board Administrative Report

Report To: The School Enrolment/School Capacity Committee of the Whole Board

From: Debra Rantz, Director of Education
Paul Babin, Superintendent of Business Services

Date: April 24, 2017

Subject: Final Staff Report Regarding Yarker Family School & Odessa Public School

Objectives:

To provide Trustees with the *Final Staff Report Regarding Yarker Family School and Odessa Public School*.

History/Background:

On October 19, 2016 the Limestone District School Board approved a recommendation from the September 28, 2016 School Enrolment/School Capacity Committee of the Whole Board (SE/SCC) to conduct a Pupil Accommodation Review (PAR) for Yarker Family School and Odessa Public School to commence in the fall of 2016. A Pupil Accommodation Review Committee (PARC) was formed. The PARC held five working meetings between November 2016 and March 2017. The Board sought community feedback through two public meetings, an online survey and the opportunity for the public to submit comments and input via the PARC facilitator.

The PARC review process concluded on April 11, 2017. In accordance with the Board's *Pupil Accommodation Review Policy #15*, at the conclusion of the PARC review process, Board Staff will submit a *Final Staff Report* to the Board of Trustees at a Committee of the Whole Board meeting.

The *Final Staff Report* will include a Community Consultation section that includes feedback from the PARC and any public consultations, as well as any relevant information obtained from municipalities and other community partners prior to and during the Pupil Accommodation Review.

The *Final Staff Report* will be available to the public at the Committee meeting and posted on the Board's website, on or before the commencement of the Committee meeting.

Observations/Analysis:

Staff reviewed all of the written materials which have been included in the Community Consultation section of the *Final Staff Report* and offer these observations:

- Yarker F.S. is valued by the community;
- The PARC members worked diligently to provide feedback and alternate options;
- About 75% of the children ages 4 to 8 in the catchment area are not attending Yarker F.S. in 2016-2017;
- If the Yarker F.S. students were re-directed to Odessa P.S. the transportation ride times would increase for some students and decrease for others, with the range of the average ride times being similar to current times;
- The Yarker F.S. facility is in good condition;
- The savings that would be realized, with the closure of Yarker F.S. is approximately \$247,586 annually.
- Yarker F.S. is a unique situation requiring immediate attention.

The *Final Staff Report Regarding Yarker Family School and Odessa Public School*, attached, provides more information concerning the observations above as well as additional relevant material.

Recommendations:

(For the April 24, 2017 SE/SCC Meeting)

1. That the School Enrolment/School Capacity Committee of the Whole Board (SE/SCC) receive the *Final Staff Report Regarding Yarker Family School and Odessa Public School* including the Community Consultation Sections (Booklet 1) and the *PARC Report and Questions/Responses* (Booklet 2) distributed earlier and posted on the Board website prior to this meeting; and,

(For the June 5, 2017 SE/SCC Meeting)

2. That the SE/SCC recommend that the Board approve the following:
 - 2.1 That the present catchment area of the Yarker F.S. be included with the Odessa P.S. catchment area and the JK-Grade 3 students consolidated into Odessa P.S.;
 - 2.2 That the consolidation of the Yarker F.S. students into Odessa P.S. commence in September 2018; and
 - 2.3 That the Yarker F.S. be closed, and declared surplus to the Board in the fall of 2018.



Debra Rantz
Director of Education



Paul Babin
Superintendent of Business Services

Attached: *Final Staff Report Regarding Yarker Family School and Odessa Public School*



Final Staff Report

Regarding Yarker Family School and Odessa Public School

1. Purpose

The purpose of this *Final Staff Report* is to provide Trustees with:

- The feedback from the PARC, the community and the municipalities with regard to the Yarker Family School and Odessa Public School Pupil Accommodation Review;
- Some information with regard to the alternative options put forward by the Yarker Family School and Odessa Public School PARC; and
- The recommended option from Staff and a proposed accommodation plan.

2. History/Background

On September 28, 2016 the *Initial Staff Report Regarding Yarker Family School and Odessa Public School* was presented to the SE/SCC. The goals in reviewing the schools and bringing forward an option were to:

- Maintain or improve the curricular, extra curricular and social opportunities for the students;
- Maximize the use of Board and Ministry of Education resources – staff, facilities (reduce unused space) and transportation; and
- Reduce the financial liability of the Board and the Ontario Ministry of Education.

At the Board meeting on October 19, 2016, approval was given to conduct a Pupil Accommodation Review (PAR) for Yarker Family School and Odessa Public School.

The Pupil Accommodation Review Committee (PARC) was formed and met five times for working meetings and twice for public meetings. Meeting notes for all of the meetings are included in *Appendix C:2 and C:3 (Booklet 1)*.

The PARC members are listed below.

Alison McDonnell,	Chair (non-voting member)
Wess Garrod,	Trustee (non-voting member)
Darren Seymour,	Principal, Yarker Family School & Odessa Public School.
Jill Kilgour,	Parent, Yarker Family School
Jenny Monroe,	Parent, Yarker Family School
Harris Ivens,	Parent, Yarker Family School
Jon Bennett,	Parent, Odessa Public School
Rob Richer,	Parent, Odessa Public School
Nancy Hoogenraad,	Parent, Odessa Public School

The teaching and non-teaching staffs from both schools declined to participate as members of the PARC.

Information about the accommodation review process, pertinent Ministry and Board documents and information specific to the PAR concerning Yarker F.S. and Odessa P.S. such as meeting agendas, meeting notes, communication received and responses, as well as questions and responses, are available on the Board's website.

3. Accommodation Issues for Yarker Family School

3.1 Identified in Initial Staff Report

In the *Initial Staff Report* the accommodation issues identified concerning Yarker F.S. were low enrolment and facility utilization. Since 2013 the enrolment has declined by approximately 62%. The present utilization is approximately 36%.

Table 1: Present and Historic Enrolment

School Year (Oct 31)	2006	2007	2008	2009	2010	2011	2012	2013	2014	2015	2016
Yarker FS Enrolment	54	51	55	64	60	68	63	68	51	36	26
From Yarker F.S. catchment	32	24	33	42	47	55	47	48	34	25	19
From out of catchment	22	27	22	22	13	13	16	20	17	11	7
% From Yarker F.S. catchment	59.3%	47.1%	60.0%	65.6%	78.3%	80.9%	74.6%	70.6%	66.7%	69.4%	73.1%
% From out of catchment	40.7%	52.9%	40.0%	34.4%	21.7%	19.1%	25.4%	29.4%	33.3%	30.6%	26.9%

Table 2: Present and Historic Utilization

School Year (Oct 31)	2006	2007	2008	2009	2010	2011	2012	2013	2014	2015	2016
Yarker F.S. Capacity	46	46	46	46	46	46	46	46	72	72	72
Portable	1	1	1	1	1	1	1	1	0	0	0
Enrolment	54	51	55	64	60	68	63	68	51	36	26
Percentage Utilization	117.4%	110.9%	119.6%	139.1%	130.4%	147.8%	137.0%	147.8%	70.8%	50.0%	36.1%

In 2016-2017 (as of October 31, 2016) there were 26 students enrolled at Yarker F.S. Nineteen of the children are from the Yarker F.S. catchment area and come from 14 households.

3.2 Full-Day Early Learning Addition

In reviewing the above historic enrolment information, it is important to note that from 2006 to 2013 there were 3 classes of students and a portable was required to house the students as the school had only 2 permanent classrooms. In 2014 a new Kindergarten room was opened expanding the school to three classrooms. Many comments from the community have commented on the addition of this classroom and have pointed to it as unneeded and a significant factor in Yarker F.S. having such a low utilization rate (36%).

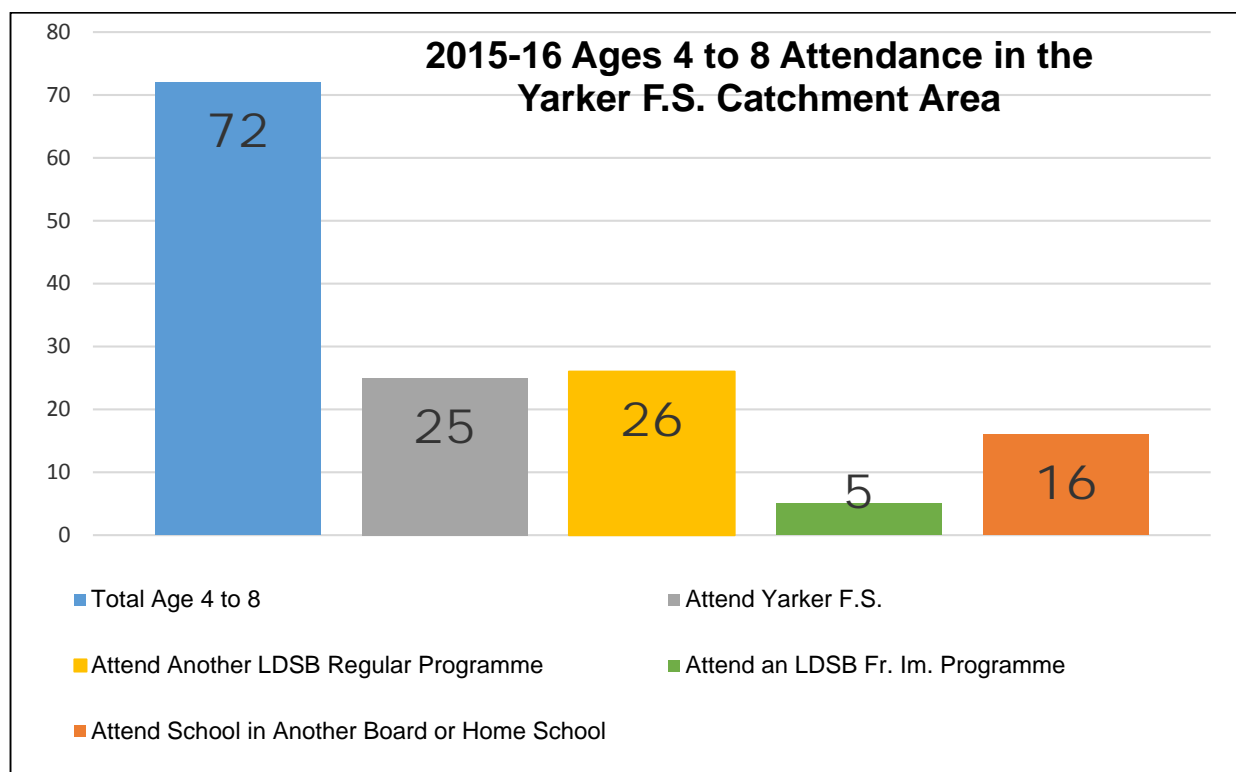
According to *Memorandum 2011:EL3* school boards were to identify, by October 28, 2011, the capital funding requirements needed to house Full-Day Early Learning Kindergartens (FDK) for 2014-15 (Year 5, of the 5-year program phase in). At that time the enrolment at Yarker F.S. was 68 with about 80% of the students coming from inside the catchment area and a portable in use on the site. If the Yarker catchment area was to have an FDK program then, given the Ministry requirements for the program, an addition was required. The addition was built and opened with the new FDK program in September 2014.

The enrolment at Yarker F.S. began declining in 2014 and in three years had dropped from 68 on October 31, 2013 to 26 on October 31, 2016. This significant decline (62%) was not and could not have been projected in October 2011 as it is not related to a decline in the JK- Grade 3 population in the catchment area but rather to parents in the area choosing not to send their children to Yarker F.S.

3.3 Where Were/Are Students in the Yarker F.S. Catchment Area Attending?

Appendix R:1- Enrolment Information for Yarker Family School, provides a detailed table outlining the information with regard to where parents in the area are choosing to send their children. The graph below provides a snap-shot of the enrolment distribution in 2015-2016.

Graph 1: School Attendance of the Age 4 to 8 from the Yarker F.S. Catchment Area in 2015-16



Of the 72 children ages 4 to 8 that lived in the Yarker F.S. catchment area in 2015-2016 only 25 students attended Yarker F.S. Of the remaining 47 children, 26 attended a regular program in another LDSB school, of which 12 attended Odessa P.S.; 5 attended an

LDSB French Immersion program; and 16 children attended a program in another school board, a private school or were home schooled. (See *Appendix R:1*, for additional information.)

This means that the parents of 65% of the children living in the Yarker F.S. catchment area in 2015-16 chose to send their children to a school other than Yarker F.S. This decline has continued, and as of October 31, 2016 approximately 75% of the children ages 4 to 8 from the area attended schools other than Yarker F.S. or were home schooled.

3.4 Program Organization and Staffing

As of October 31, 2016 the 26 children were organized into two classes: one JK/SK/Gr.1 class of 15 students and one Gr.2/3 class of 11 students, with one classroom teacher each. If the school was staffed on the Board ratios the school would have 1.17 teachers. As such, resources are being used to subsidize Yarker F.S. at the expense of other schools in the district.

Given the present enrolment and the rate of decline over the past 3 years Yarker F.S. is on the cusp of moving to a school with one class of JK - Grade 3 students.

In the experience of Senior Staff, a school with more than one or two classes per grade can provide:

- a more focused curricular experience;
- a wider variety of curricular and extra curricular opportunities;
- a wider range of staff talents and interests to enrich the program and support the students and the teachers;
- a larger cohort base from which to select friends; and
- a wider age group of students for assistance and modelling.

Other very small schools in the Board, such as Clarendon Central P.S., Marysville P.S. and Amherst Island P.S. face similar enrolment and class organization issues. However, those schools are “supported schools” under the Ministry of Education grants, meaning they receive extra funding to support the classroom program with extra teaching staff. Yarker F.S. receives some extra funding to support the maintenance and operation of the school but no extra grants for the classroom, which means that other schools in the district must support Yarker F.S.

4. School Facility

4.1 Facility Condition

The Facility Condition Index (FCI) is a benchmark used by the Ministry of Education to compare the relative condition of schools across the Province and determine whether it is more economical to fully modernize an existing school or to replace it. FCI is a standard tool used by architects, engineers, and facility planners.

A school’s FCI is calculated by dividing the value of the school’s deficiencies (renewal requirements) by the replacement value of the school. Since the list of renewal requirements and the renewal needs completed are updated yearly in the data base, the

FCI changes with each addition or deletion. The FCI is reviewed every 5 years with a new Ministry of Education inspection, conducted by independent third-party inspectors, hired by the Ministry of Education.

On the *Ontario Ministry of Education – School Facility Condition Data for the Assessment Cycle 2011-2015* list (updated August 22, 2016), the Yarker F.S. facility condition index (FCI) is 20%. Of the 50 LDSB elementary schools listed the highest FCI is 90% and the lowest is 4%. The Yarker F.S. FCI ranks among the lowest in the Board which is a strong indicator that the school is in good condition and has not been neglected.

A higher FCI percentage does not indicate that a school is unsafe or that the well-being of students and staff is endangered. Schools are monitored monthly for health and safety issues by on site staff. Each facility is also inspected regularly for maintenance issues by Board Facility Services Staff. As well, third-party professionals are often employed to inspect some areas of the schools such as roofs.

Many questions and comments from the community and the PARC focused on the facility renewal needs, the facility improvements and the Ministry of Education inspection report, conducted by independent third-party inspectors, hired by the Ministry of Education.

The *Initial Staff Report* did not focus on the facility condition of Yarker F.S. because it was not an issue, identified as contributing to the option of the closure of Yarker F.S. If the Board decides to close the Yarker F.S. the liability of the estimated cost of the renewal requirements will be eliminated, a benefit to the Board and the Ministry of Education.

4.2 Lennox and Addington County Library at Yarker

In 2007 a partnership between the Limestone District School Board and the Township of Stone Mills was formed to build a library attached to the school. The library opened in 2009 and under the agreement students may use the library when the library hours and the school hours coincide. Presently that is Wednesdays from 1 p.m. - 4 p.m. and Thursdays from 9 a.m. - 12 p.m.

The Township of Stone Mills pays the costs for the propane heating, network and maintenance of the library. All other costs are assumed by the Board. This includes snow plowing, grass cutting, electricity, building alarm system and custodial services.

In the spring of 2016, a study of the County of Lennox & Addington Libraries (L&AL) service delivery model was conducted. The resulting report titled, *The Centre of Learning, Engagement, and Vitality* was released October 3, 2016. In outlining the vision, recommendations and timing for future libraries in the County, the report indicated that the library in Yarker would continue to operate until two *Future Libraries* were built which would consolidate the services of several present libraries. According to the report this is scheduled for year 6 to 10 of the plan.

5. Transportation

Presently the students from the Yarker F.S. catchment area are transported on 1 bus to Yarker F.S. The Grade 4 - 8 students from the catchment area are transported on 3 buses to Odessa P.S. Tri-Board Student Transportation has indicated that the 3 present bus routes would accommodate the additional students from the Yarker area without any cost increases. The route and bus to Yarker F.S. would no longer be needed with an annual savings of \$59,700.

Some ride times for the present Yarker F.S. students residing in the area would increase for some and decrease for others. Tri-Board Student Transportation ride time data is calculated through a software program. The program calculates the ride times by road speeds, number of bus stops, load times of students and length of the bus ride. Tri-Board Student Transportation personnel then review the routes and fine tune the map by calculating the average speed for buses on each road travelled.

The table below provides key information about ride times and *Appendix R:3 – Student Transportation* provides a breakdown for each of the present 19 students from the Yarker catchment area attending Yarker F.S.

Table 3: Bus Ride Times for Yarker F.S. Students

Green columns – present ride times to Yarker F.S.

Pink columns – ride times if students were moved to Odessa P.S.

All ride times are expressed in minutes	2016-17 Bus Route to Yarker F.S.		Joining 2016 Bus Routes to Odessa P.S.	
	AM	PM	AM	PM
Shortest ride time	1	9	15	14
Longest ride time	40	35	37	31
Average	21.2 to 24.8	15.4 to 19.9	21.8 to 25.1	17.8 to 20.6

Note: Many of the students have 2 pick-up or drop-off points. The average ride times have been calculated to show the range of the times. The first calculation uses the shortest ride time for each student and the second calculation uses the longest ride time for each student based on the pick-up and drop-off addresses.

Community comments in the media and in the correspondence have sometimes indicated that students would be on the bus for one hour or more one way. This is not the case. Students would be riding on buses with their siblings and Stone Mills neighbours travelling to Odessa P.S. and Ernestown Secondary School. Elementary and secondary students riding together on a bus is a practice in use across the province and for other schools within Limestone District School Board (such as the French Immersion students travelling to The Prince Charles School in Napanee, from Tamworth, Enterprise, Centreville Public Schools, etc., students travelling to North Addington Education Centre and Granite Ridge Education Centre and other JK - Grade 8 students travelling on buses to Odessa P.S.).

6. Financial Information

Maximizing the use of Board and Ministry of Education resources –staff, facilities (reduce unused space) and transportation is one of the three goals identified in the *Initial Staff Report Regarding Yarker Family School and Odessa Public School*.

The *Initial Staff Report* provided an overview of the school organization, school staffing, key operational costs and transportation information for Yarker F.S. and Odessa P.S. In the *Initial Staff Report* the cost for Network Agreement (WiFi) at Odessa P.S. was quoted as \$500. It should have said \$500 per month, or a yearly cost of \$6,000.

At the September 28, 2016 School Enrolment/School Capacity Committee when Trustees approved the initiation of the Pupil Accommodation Review for Yarker F.S. and Odessa Public School, a Trustee requested “a detailed report on cost savings and not an aggregate amount.” (SE/SCC Minutes, Page 6)

If the proposed accommodation option outlined in the *Initial Staff Report*, that being - the present catchment area of the Yarker F.S. be included with the Odessa P.S. catchment area and the JK-Grade 3 students consolidated into Odessa P.S. was approved by Trustees - an annual savings of \$247,586 would be generated.

The savings of \$247,586 was determined by reviewing current costs for school administration, school operations; pupil transportation; and teachers net of any reductions in Grant for Student Needs (GSN), primarily in the school foundation and pupil accommodation grants using current grant structures and funding benchmarks.

A breakdown of the \$247,586 savings is as follows and more detailed information may be found in the tables in *Appendix R:2 – Savings from ISR Proposed Option*:

School Administration savings of \$36,267 would be generated from the reduction of .86 FTE school clerical and .1 (FTE) reduction in head teacher positions – these positions were identified in the *Initial Staff Report*. As well savings would be achieved from reductions in school budget and network agreement expenses offset by a reduction in the Grant for Student Needs (GSN).

School Operations and Maintenance savings of \$15,282 would be generated from the reduction of caretaking, utilities; snow clearing; grass cutting and general maintenance; security, garbage/recycling and other facility expenses. Some of these items were listed in the *Initial Staff Report* as key operations costs; however, the list of savings has been expanded and is offset by a reduction in the GSN.

Pupil Transportation savings of \$59,700 would be generated according to Tri-Board Student Transportation Services due to the Yarker F.S. bus being eliminated and the JK-Grade 3 students being accommodated on the three busses presently traveling through the area picking up the Grade 4-8 students and transporting them to Odessa P.S. The *Initial Staff Report* referenced the elimination of the Yarker F.S. bus.

Teachers a savings of 1.35 FTE teacher positions from a combined Yarker F.S./Odessa P.S. organization would be achieved or \$136,337 (average salary and benefits). Some of the 1.35 FTE teacher positions would be returned to elementary schools in our system through our central staffing process to address school organization issues.

The savings realized through the closing and selling the school would assist the Board in its goal to be fiscally responsible in a time where there are funding constraints to areas such as special education.

7. Consultation

7.1 Community

The community was invited to provide feedback on the *Initial Staff Report*

- at two public meetings, November 2, 2016 and March 7, 2017;
- through an online survey open from November 30, 2016 to January 23, 2017; and
- through e-mails and letters, as advertised on the Board's website and at the public meetings.

Information about the feedback received from each of these modes of consultation may be found in the Appendices located in *Booklet 1*.

- the meeting notes for the public meetings, *Appendix C:3*;
- the results of the online survey, *Appendix C:4*; and
- the e-mails and letters to April 7, 2017, *Appendix C:5*.

The demographics of the respondents to the online survey and those that provided individual feedback are:

Online survey

- 47 separate responses were received, one person contributed twice, therefore 46 individual people replied;
- Of the 46 replies, 25 were identified as community, 3 as staff members (no staff member was associated with the PAR process), and 18 as parents;
- Of the 25 respondents identified as community, 6 individuals also participated by sending in feedback by e-mail or speaking at the March 7 public meeting;
- Of the 18 parent responses, 4 were current Yarker F.S. parents (1 serving as a PARC member), 3 identified as hoping to send their child/children to Yarker F.S. in the future.

Written feedback from individually written e-mails and letters

- Of the approximately 89 e-mails or letters, there were 27 respondents.
- Of the 27 respondents, one was a parent (serving as a PARC member) and one was a parent hoping to send her children to Yarker F.S. in the future.
- The remaining were community members from Yarker or other communities in the Township of Stone Mills.

Of the feedback received from all of the sources many responses were focused on the possible closure of all of the schools in the Stone Mills Township.

7.2 Municipality and Community Partners

At the Annual Community Planning and Partnership Meeting on September 8, 2016, the Long-Term Accommodation Plan (LTAP) by Ameresco was reviewed with specific focus on the Ernestown Family of Schools. This included information about Yarker F.S. enrolment, utilization and the recommendation in the LTAP for closure. Information Notes from this meeting may be found in *Appendix C:6 – Municipal and Community Partners Feedback (Booklet 1)*. Following the meeting information was forwarded concerning the County of Frontenac *Population Housing & Employment Projections for the Frontenacs 2011 to 2036*.

Following approval by the Board to conduct a PAR regarding Yarker F.S. and Odessa P.S., information was sent to the CPP List of Municipal and Community Partners concerning the approval. The list may be found in *Administrative Procedure 552 – Community Planning and Partnerships / Notification List*.

On January 23, 2017 a Special Community Planning and Partnership Meeting was held to

- share information concerning the *Initial Staff Report Regarding Yarker Family School & Odessa Public School*;
- review the next set of potential projects outlined in the LTAP; and
- provide representatives with an opportunity to offer feedback and ask questions.

The attendees represented Loyalist Township, the County of Lennox and Addington and the Township of Stone Mills. The notes from this meeting along with information provided by the Township of Stone Mills representatives are included in *Appendix C:6 (Booklet 1)*. Information provided included:

- Report from Stone Mills Chief Building Official on *Growth in the Township of Stone Mills* dated Sept. 27, 2016;
- Update on Building Permits Issued to Limestone District School Board Since 2013, dated January 9, 2017; and
- Council Minutes December 12, 2016 indicating support for a moratorium on the Accommodation Review Process.

The same three municipal partners associated with Yarker F.S. and Odessa P.S. were invited to attend a meeting scheduled for March 30, 2017. The purpose of this meeting was to provide the Township of Stone Mills an opportunity to talk about the economic impact report it commissioned, and for all of the representatives to make any further comments related to the accommodation review. The Board did not receive any confirmation of attendance, and the meeting did not take place.

A copy of a letter sent to the Premier of Ontario with the consultant report, *Impact of Prospective School Closures in Stone Mills Township, Ontario* was forwarded to the local Trustee and the Director of Education.

Councillors for the Township of Stone Mills spoke at both public meetings, identifying themselves as councillors.

The Township of Stone Mills

The Official Plan of the Township of Stone Mills, describes the Township as follows:

“Stone Mills is within a convenient commuting distance from Kingston, Belleville and Greater Napanee and offers the amenities of rural living with the convenience of large urban centre services close at hand.” (Page 3)

Yarker is one of 11 hamlets in the Township of Stone Mills and like others in the Township, many residents of the catchment region commute to various areas for employment purposes (Information from *Township of Stone Mills Strategic Plan 2015-2019*, Page 2)

The overall population growth in Stone Mills from 2011 to 2016, as reported by Statistics Canada, was 1.9%, while the growth in Loyalist Township was 4.6%, 2.9% in South Frontenac and 2.5% in Greater Napanee which extends from Adolphus Reach to north of Westplain.

The Official Plan of the Township of Stone Mills projects moderate population growth to 2021 (Page 3).

According to Statistics Canada over the 10-year period from 2006 to 2016 the Stone Mills Township population grew by 134 people. However, the impact of these changes on the ages 4 to 8 population living in the Yarker F.S. catchment area was an increase of 2 children as per information from Baragar. (See *Table 4, in Appendix R:1*)

The PARC Report references two approved subdivisions and a potential for 32 houses. In reviewing the information on the Stone Mills website under the heading, *Active Plans of Subdivision*, the information reveals that:

- One subdivision for 6 residential building lots was provided with “Draft Approval” in February 2002 and “the Subdivision Agreement signed between Applicant and Township and outstanding conditions are pending completion”; and
- A second for 49 residential lots was applied for in 2007, later reduced to 25 lots and provided with draft approval in July 2011. The Township website indicates the “status unchanged since draft plan approval”.

In reviewing material related to enrolment projections, Staff had already considered the subdivision information and determined that although there is a potential for some growth in the area there is no signs of imminent large scale building occurring. The Board’s practice is to consider new housing, in enrolment projections, when the houses are built and ready for occupancy.

Considering the growth in the number of ages 4 to 8 students in the Yarker F.S. catchment area over the last 10 years (2 children) the Staff does not believe that the above two approved subdivisions in the area will significantly alter the low enrolment pattern. Also, subdivision plans in Loyalist Township provide a competing possibility for potential home buyers. Odessa P.S. has the capacity to accommodate the enrolment growth resulting from known subdivisions in the Loyalist and Stone Mills Townships.

7.3 PARC Alternative Options – Some Key Implications identified by Senior Staff

The following are initial comments related to the alternative options proposed by the PARC.

Alternate Option 1: Expand School Population to Grade 5, Changing the Bus Boundary with Newburgh P.S. & Harrowsmith P.S. and Enforcing Administrative Procedure 305 – Student Transfer

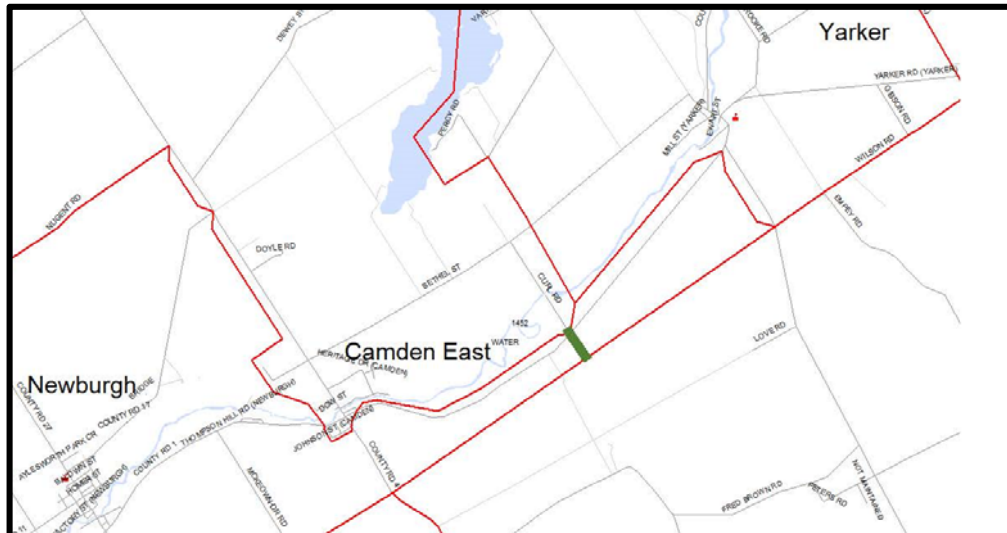
Expanding the School Population to Grade 5 in September 2017

1. This option may redirect a small number of students to Yarker F.S., reducing the enrolment in Odessa P.S. or other schools that the parents would have selected for their child(ren). It serves to move the excess student spaces in the Board to a different location but would not decrease the number.
2. The increase in grades may attract students from the area, presently attending schools in other LDSB schools, other Boards or being homeschooled, but this is not likely. Parents in the area that have made the decision to reject Yarker F.S. for their child(ren) at the JK-Grade 3 level are not likely to send their Grade 4-5 child(ren) to the school.
3. The population likely to take advantage of this increase in grade level are parents of students presently enrolled. Former Yarker F.S. students already enrolled in Grade 4 in another school may not see an advantage in returning for Grade 5 to then leave again for Grade 6.
4. Given the present small enrolment and the class organization of a triple-grade (JK/SK/Gr,1) and a split grade (Gr.2/3), the addition of 2 grades with similarly small enrolment could serve to increase a programming and staffing issue by creating a situation where there would be a quadruple-grade class (JK/SK/Gr. 1/Gr. 2) and a triple-grade class (Gr.3/Gr. 4/Gr. 5)
5. The arrangement of adding Grade 4 and 5 makes a split in the junior division programming, (Grades 4-6). It also decreases the ready access of the students and the teacher to the expertise of other staff members and a wide range of learning resources to support the program. The Ministry of Education and the Board work diligently to support job embedded learning where teachers work collaboratively across a division (junior - Grades 4-6) to share and support each other in professional development. As a part of this support, it has been the practice that wherever possible a split in a division is avoided.
6. The team sports and other extra curricular opportunities (arts, chess or robotic clubs, for example) provided for junior level (Grades 4-6) students in a larger school setting would be lost.

Changing the Bus Boundary with Harrowsmith P.S. on the East and Newburgh P.S. on the West

Map 1: Proposed Eastern Boundary Change

The green line indicates the proposed new boundary between Yarker F.S. and Newburgh P.S.



1. Bus boundaries generally follow the school catchment boundaries. Tri-Board Student Transportation works very hard to optimize bus routes so that they overlap into other catchment areas as little as possible. Therefore, to change the bus boundary would require the Board to change the catchment boundary or pay additional transportation costs to intentionally overlap the bus routes between Yarker F.S. and Newburgh P.S. and Yarker F.S. and Harrowsmith P.S.
2. This aspect of the option may redirect a small number of students to Yarker Family School, reducing the enrolment in Newburgh P.S. and Harrowsmith P.S. This serves to move the excess student spaces in the Board to a different location but would not decrease the number.
3. Presently in the area between the Yarker F.S. boundary and the Newburgh P.S. boundary, to the Curl Road, there are 19 JK-Grade 4 students that could be impacted by this option. The chart on the following page indicates where the students presently attend and the grade.

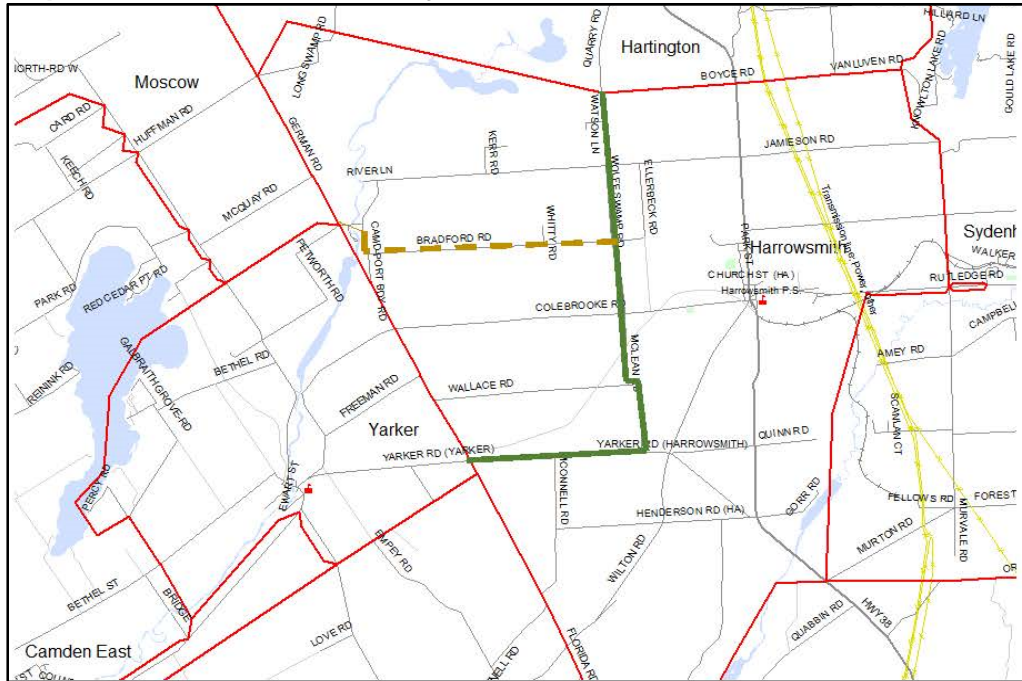
Table 4: Where Students, Within the Proposed Eastern Boundary Change Area, Attend

LDSB School	JK	SK	Gr. 1	Gr. 2	Gr. 3	Gr. 4	Total
Newburgh P.S.	3		3	2	2	1	11
Yarker F.S.	2			1	1		4
Sydenham P.S.	1					1	2
Odessa P.S.	1						1
Amherstview P.S. (French Immersion)				1			1
Total							19

Moving the catchment boundary would mean that the 4 students from this area now attending Yarker F.S. would be in-boundary students changing the number of in-boundary students in 2016-17 from 19 to 23. Given the Board's procedure on student transfers it may not alter where the other students attend as there would still be parent choice available and given that the present rate of attendance from the in-boundary area (25%), this would not make a significant change in the enrolment at Yarker F.S. If the boundary change only impacts the bus routes, then there may be no change in the number of students attending Yarker F.S. from this area.

4. PARC Alternate Option 1 does not indicate where the new boundary (catchment/bus) between Yarker F.S. and Harrowsmith P.S. would be located. The distance between Yarker F.S. and Harrowsmith P.S. is approximately 10 km. The boundary between the schools runs along the Camden Portland Boundary Road. To provide clarity as to location of the boundary and to assist with the transportation of students, boundaries usually follow an existing road. Between Yarker F.S. and Harrowsmith P.S. the next existing road beyond the Camden Portland Boundary Road would be the Bracken Road to McLean Road to Wolfe Swamp Road. Where the northern boundary of this extension would end is not discussed in the PARC Alternate Option 1. It could follow the Wolfe Swamp Road to the present north boundary of Harrowsmith catchment area (green line on map) or could follow along the Bradford Road to the Camden Portland Boundary Road (dashed gold line).

Map 2: Possible East Boundary



5. The movement of the boundary would place the boundary 1.7 km from Harrowsmith P.S. and 8.4 km from Yarker F.S. Within the larger area of the boundary change (green line to red line present boundaries) there are presently 48 JK-Grade 4 students, 46 attend Harrowsmith P.S., 1 attends Lancaster Drive P.S. and 1 attends Molly Brant E.S. In the smaller boundary area (green line to gold dashed line) there are presently 24 JK-Grade 4 students, 23 attend Harrowsmith P.S. and 1 attends Molly Brant E.S. The boundary change would impact the enrolment at Harrowsmith P.S. In 2016-2017 the October 31 enrolment at Harrowsmith P.S. was 326 regular program students and 34 Extended Immersion students for a total of 360. The capacity of the school is 331 student spaces and in 2016-2017 the utilization was 109%.
6. The Board would need to consult with the Newburgh P.S. and Harrowsmith P.S. communities prior to making changes in the catchment boundaries.
7. Parents in these area may not wish to have their child(ren) attend one school for JK-Grade 5 and then move for Grade 6 to Grade 8.
8. There would be additional transportation costs to overlap bus routes and to provide busing to Yarker F.S. for JK-Grade 5 and to Harrowsmith P.S. for Grades 6 to 8.

Enforcing Administrative Procedure 305 – Student Transfer

Administrative Procedure 305 provides the opportunity for parents to enrol their child(ren) in an LDSB school that meets the needs of their family. The excerpt below is sometimes interpreted by the public to mean that a school cannot accept students from out of boundary if the enrolment of the school is at capacity.

1.2.0 Students may be permitted to attend any school within the board when there is available student space, when the board will not be held responsible for the provision of any transportation, and when the proper application has been submitted and approved. (Excerpt from Administrative Procedure 305)

However, the implementation of this clause does not focus on the school as a whole, when deciding if the school has space to accommodate an out of boundary student the principal of the school adheres to class size and staffing procedures. For example, the class size for JK/SK is 26, if the enrolment in the JK/SK class, at the beginning of the year, was 22 the principal would be able to accept an out of boundary JK or SK student because there is space.

It is necessary for the Board to have some of its schools with enrolments above capacity in order to supplement other schools that cannot be right sized to reach 100% capacity.

Alternate Option 2: Enriched Programming

Implementing an enriched program focusing on Indigenous, agricultural and outdoor education programming as the school program and a visitation program would be a new and costly area of endeavour for the Limestone District School Board. In conducting a preliminary search for programs of this type none were found that involved JK-Grade 3 students. Some outdoor education programs that were in place for students, some as early as Grade 3, involved an arrangement where students were bused to the site and were involved mainly in a day program but some were week long and some involved a residential component.

1. This option may redirect a small number of students to Yarker F.S., reducing the enrolment in Odessa P.S. or other schools that the parents would have selected for their child(ren). It serves to move the excess student spaces in the Board to a different location but would not decrease the number.
2. The program focus may attract students from the area, presently attending schools in other LDSB schools, other Boards or being homeschooled. Parents in the area that have made the decision to reject Yarker F.S. for their child(ren) at the JK-Grade 3 level are not likely to send their Grade 4 and 5 child(ren) to the school.
3. Due to the location of Yarker F.S., few bus routes run near the school, making the transportation of students to the program challenging for parents outside the catchment area.
4. A critical issue is that there is no curriculum readily available that co-ordinates with the mandated Ontario curriculum for Grades JK- Grade 3. The Board would need to develop a curriculum for each of the grades that can be synchronized with the Ontario curriculum documents and with opportunities in the immediate area to Yarker F.S.
5. Staffing the program would provide challenges. If specialized teaching staff were assigned to the one or two classes at Yarker F.S., as is the case for the Choices at Seven programs, (LEAP, Challenge & ATLAS), then a substitute teacher would need to be hired to handle one or more Yarker F.S. classes when other schools visited in order to free the specialized teacher(s) to work with visiting schools. If a specialized teacher was surplus to the staffing of Yarker F.S. then the cost of the program would be significantly higher.
6. The start-up costs for curriculum development, learning materials and consumable supplies would increase the already high per pupil costs of operating the school.

7. Since this option, Alternate Option 2, also includes all of the features of Alternate Option 1 all of the impact statements listed for Alternate Option 1 apply to this option as well significantly increasing costs to the Board for the operation of Yarker F.S.

Alternate Option 3: Community Sharing Centre

Alternate Option 3 proposes leasing one classroom school space for a Community Sharing Centre.

1. Prior to leasing out space in an underutilized facility to a community partner there are a number of factors the Board would need to investigate, including: suitability of the partnership; identifying distinct space within the facility; investigating zoning and any site-use restrictions; and determining parking requirements and if any capital renovations would be needed. *Board Policy #20 Community Planning and Partnership* outlines the factors in more detail.
2. The Policy stipulates the operation and maintenance of the space will be carried out by the Board on a cost recovery basis to the partner. The lease rate presently charged by the Board offsets the operation and maintenance costs but does not generate additional revenue to offset program and staff costs. A typical classroom size of 1,000 sq. ft. (including common space) would be at a cost of approximately \$9,340 per year plus HST for 2016.
3. Any renovations required by the partner to effectively use the space must be approved by the Board and paid for by the partner. As identified in the PARC Report a separate entry would be needed.
4. When or if the partner requires use of the space outside of regular school day/times additional custodian time may be incurred and charged.
5. The option of using a classroom for a Community Sharing Centre would reduce the Yarker F.S. building capacity by 23 student spaces. The new capacity for the two remaining classrooms would be 49, (26+23). The utilization, using the 2016-2017 enrolment would be 53%.
6. This option does not address the class organization, program and staffing issues related to low enrolment.
7. Yarker F.S. is already a community hub with the partnership between the Board and Stone Mills Township for the provision of a library on the site. The possibility to expand the site into a more extensive community hub is very viable with the closure of the school.

"The government has been encouraging school boards to right size given changing demographics and in order to ensure educational program quality. Accordingly, school boards are and should continue to diligently review their short and long-term needs. In some cases, this may result in the closure of a school, which could lead to a long-term lease or the potential sale." [Community hubs recommendation: a short-term strategy for school property](#)

Alternate Option 4: French Immersion Programing

French Immersion programs are very popular across the province and within LDSB for many of the reasons outlined in the PARC Report. The *LDSB Administrative Procedure 211: French as a Second Language* Section 1.2.5 outlines the factors that will be deliberated when considering the implementation of a French Immersion Program. The attraction of a French Immersion program, if implemented at Yarker F.S. would in all probability, have the following impact:

1. The JK- Grade 6 French Immersion program would attract students from the Yarker catchment area, as well as from other LDSB schools in the area. This would serve to move the excess student spaces in the Board to a different location, but would not decrease the number. The program may attract students from the area presently attending schools in other Boards or being homeschooled. This would decrease the number of excess student spaces in the Board.
2. In order for the students to proceed to Harrowsmith P.S. for Grade 7 and 8 either the Harrowsmith P.S. program would need to be expanded to become a site for Extended French and French Immersion or the Yarker P.S. program would need to be an Extended French program.
3. At present the Board does not operate an Extended French program below Grade 7. The program would need to follow the Ontario Curriculum guidelines which provides for an Extended French program from Grade 4 to 8 or be adapted by the Board to accommodate the primary grades.
4. Opening a French Immersion program in Yarker F.S. would decrease the enrolment at the Amherstview P.S. French Immersion program for the primary and junior grades.
5. Given that the Yarker F.S. has 3 permanent classrooms the program would need to be limited in enrolment. Students from grades outside the program and those not accepted due to space would need to go to Amherstview P.S. or The Prince Charles School in Napanee. Portables at Yarker F.S. could be considered.
6. Expanding the grades to Grade 6 would necessitate severely limiting the enrolment and ensure all multi-grade French language programs.
7. In a very short time, the French Immersion enrolment would overwhelm the enrolment in the regular English program resulting in one JK- Grade 3 class for regular programming and then necessitating the movement of the students in the regular program to Odessa P.S.
8. At present, the transportation to a French Immersion program is accommodated. Due to the location of Yarker F.S., few bus routes run near the school, making the transportation of students to the program challenging and costly.
9. Enlarging the Board's French Immersion program by placing a program at Yarker F.S. would add stress to the acquisition of qualified French Teachers to fill the staffing needs for the program.
10. There would be a cost involved in the set up of a new program to purchase learning materials in the French language.

Alternate Option 5: Keep Yarker F.S. Open Due to Current Changes in Political Climate

The Long-Term Accommodation Plan by Ameresco is a Board-wide plan used by Staff as a resource. It is a starting point for viewing all of the schools in the Board. A Pupil Accommodation Review (PAR) involving Yarker F.S. and Odessa P.S. is indicated as a project for 2016-2017. In reviewing the areas of the Board that have already experienced an accommodation review and examining data for the schools, Senior Staff saw this PAR as a very unique situation that needed immediate attention and subsequently moved forward with the presentation of an Initial Staff Report to the SE/SCC on September 28, 2016.

It is difficult to comment on political changes that may or may not be brought about in the future. The issue for Yarker F.S. is that the school, serves only 26 students (October 31, 2016 enrolment, 19 in-boundary students) and does not meet the programming and/or location needs of 75% of the ages 4 to 8 students in the catchment area.

Distance from other schools in the Board has been a factor used by the Ministry of Education to provide some extra funding. Supported Schools are 20 km or more from another Board elementary school and a Distant School is at least 10 km away from another elementary school. Both Yarker F.S. and Odessa P.S. presently qualify as distant schools.

Concern was expressed that the Limestone District School Board had not explored a joint-use agreement with other Boards related to Yarker F.S. Given that the Algonquin and Lakeshore Catholic District School Board (ALCDSB) already has a viable JK-Grade 8 school 9.4 km from Yarker F.S. and that the ALCDSB has not yet developed a Long Term Accommodation Plan there is no opportunity to discuss shared facility opportunities and little reason for ALCDSB to wish to lease space at Yarker F.S. Nor would LDSB wish to lease space from ALCDSB to house the students from Yarker F.S. when the Board has schools in the area with excess student space.

8. Summary

There is a significant enrolment and underutilization issue at Yarker F.S. The utilization for 2016-17 is one of the lowest among the elementary schools in the Board. For 2015-16 Yarker F.S. had the lowest enrolment of any active regular JK- Grade 3 school in the province. The JK-Grade 3 school closest in enrolment had 50 students to Yarker F.S.'s 36 students and the Trillium Lakelands District School Board receives "supported school funding" (i.e. received extra funding for classroom support) under the Grants for Student Needs. A Board official mentioned that this additional funding plays a big part in continuing to operate this site. Information on JK- Grade 3 schools in the province may be found in *Appendix R:4*

Unlike the Board's other smallest schools, Clarendon Central P.S., Amherst Island P.S. and Marysville P.S., Yarker F.S. is not a "supported school," nor a remote school, where the closure would impose significant transportation ride-time issues. The students would be joining their siblings and neighbours at Odessa P.S.

Many comments have been made about the lack of support, on the part of the Board, for this school and the Yarker community. However, if the facts are examined, one will find that the Limestone District School Board has over the years supported the school and its community well by:

- partnering with the community to provide a county library on the site;
- providing an addition in order to ensure the community access at the school for a Full-Day Early Learning Kindergarten program;
- maintaining the school in a manner so that the condition of the school is one of the best in the Board; and
- supplementing the staffing at the school at the expense of other schools.

The parents of the ages 4 to 8 children in the community have over the last several years chosen to send their children elsewhere, as is their right. Yarker F.S., for a variety of reasons, is serving the needs of only 14 households in the Yarker community and 75% of the JK-Grade 3 students go elsewhere.

The goals in reviewing the schools and bring forward an option were to:

- Maintain or improve the curricular, extra curricular and social opportunities for the students;
- Maximize the use of Board and Ministry of Education resources – staff, facilities (reduce unused space) and transportation; and
- Reduce the financial liability of the Board and the Ontario Ministry of Education.

In examining all of the information presented from the PARC, the community and the municipalities, Staff believes that the option for closure will serve the students in the community well and meet the goals outlined above.

It is important that the transition of students and staff into their new school be achieved in a way that is positive and supportive of the students and parents of w-mail

Yarker F.S. and Odessa P.S. communities. The Director of Education will establish an Integration Committee in accordance with the *Board's Pupil Accommodation Review Policy #15*.

9. Recommendation

Senior Staff recommends:

That the present catchment area of the Yarker F.S. be included with the Odessa P.S. catchment area and the JK- Grade 3 students consolidated into Odessa P.S.;

That the consolidation of the Yarker F.S. students into Odessa Public School commence in September 2018; and

That the Yarker F.S. be closed and declared surplus to the Board in the fall of 2018.

Appendix R:1 – Enrolment Information for Yarker Family School

Table 1: Where the Students from the Yarker F.S. Attend School

School Year (Oct 31)	2006	2007	2008	2009	2010	2011	2012	2013	2014	2015	2016
Population Age 4-8 in Yarker FS catchment	72	68	70	73	69	73	73	71	72	72	74
Enroled at Yarker FS	54	51	55	64	60	68	63	68	51	36	26
From Yarker catchment	32	24	33	42	47	55	47	48	34	25	19
Out of catchment	22	27	22	22	13	13	16	20	17	11	7
From Yarker catchment attending regular program at another LDSB School	29	25	18	17	14	12	17	18	22	26	22
From Yarker catchment attending Fr. Im. program at another LDSB School	3	3	4	5	6	6	4	2	4	5	5
Population from YFS catchment Age 4-8 attending an LDSB school	64	55	55	64	67	73	68	68	60	56	46
% of Population attending an LDSB School	88.9%	80.9%	78.6%	87.7%	97.1%	100.0%	93.2%	95.8%	83.3%	77.8%	62.2%
% of Population from YFS catchment attending Yarker F.S.	44.4%	35.3%	47.1%	57.5%	68.1%	75.3%	64.4%	67.6%	47.2%	34.7%	25.7%

Table 2: LDSB Schools Where JK-Gr.3 Students From Yarker F.S. Attended in 2014, 2015 and 2016

School	2013	2014	2015	2016
Yarker F. S.	48	34	25	19
Odessa P.S.	6	7	12	11
Harrowsmith P.S.	9	10	10	7
Centreville P.S.	1	2	3	2
Newburgh P.S.	1	1	1	1
Loughborough P.S.	2	0	0	0
Lord Strathcona P.S.	0	0	0	1
Bath P.S.	0	1	0	0
Storington P.S.	0	1	0	0
The Prince Charles S (Fr.Im.)	2	2	0	0
Amherstview P.S. (Fr.Im.)	0	2	5	5
Totals	69	60	56	46

Table 3: Where Out-of-Boundary Students Attending Yarker F.S. Come From

Catchment Area	2013	2014	2015	2016
Odessa P.S.	1	1	0	0
Harrowsmith P.S.	4	0	0	0
Centreville P.S.	7	8	5	1
Newburgh P.S.	3	3	4	5
Enterprise P.S.	2	2	2	0
Tamworth E.S.	0	0	0	1
Perth Road P.S.	2	2	0	0
The Prince Charles S	1	1	0	0
Totals	20	17	11	7

Table 4: Growth in Township of Stone Mills and the number of Children in the Yarker Catchment Area Ages 4 to 8

Category	2006	2011	2016	Total difference from 2006 to 2016
Population	7,568	7,560	7,702	134
Total Private Dwellings	3,122	3,169	3,440	318
Population Density	11.0 km ²	10.7 km ²	10.9 km ²	-0.1
Children Age 4-8 in Yarker F.S. catchment area	72	73	74	2

Township statistics from Statistics Canada.

Yarker F.S. catchment population from Baragar.

Appendix R: 2 – Savings from ISR Proposed Option

Table 1: School Administration Savings

<u>School Administration Savings</u>		
	FTE	
School Clerical	0.86 reduction in school clerical (average salary & benefits)	43,298.42
	Supply replacement for School Clerical	2,587.79
	0.1 reduction in Head Teacher (average salary & benefits)	9,708.72
	Supply replacement for Head Teacher	458.70
School Budget	(based upon 3 year average)	12,865.50
School Network agreement		6,924.00
Less School Foundation GSN Impact (also school council amount under Board Admin. GSN)		- 39,576.56
		<u>36,266.57</u>

Table 3: School Operations and Maintenance Savings

<u>School Operations and Maintenance Savings</u>	
Caretaking -Contracted	21,880.00
Electricity	25,837.00
Water	1,240.00
Grass cutting - Contracted	480.00
Snowplowing - Contracted	5,100.00
Fire System Testing	347.71
Garbage/Recycling	714.48
Parking Lot Sweeping	590.00
Pest Control Regular Service	551.71
Playground Inspection	521.00
Security System - Monitoring	876.00
Septic Tank Pumping	640.00
Water Testing	888.18
Maintenance Work-orders (based upon 3 year average)	15,518.00
Less Pupil Accommodation GSN Impact	- 59,902.19
	<u>15,281.89</u>

Appendix R:3 – Student Transportation

Comparison of Ride Times for Students in the Yarker F.S. Catchment Area

Students are listed randomly.

Child #	School	AM Ride Time	Difference	PM Ride Time	Difference
1	Odessa PS	20		20	
1	Yarker FS	24	-4	28	-8
2	Odessa PS	29		25	
2	Yarker FS	1	28	11	14
3	Odessa PS	15		14	
3	Yarker FS	40	-25	13	1
4	Odessa PS			30	
4	Yarker FS			35	-5
5	Odessa PS	20		19	
5	Yarker FS	31	-11	27	-8
5	Odessa PS	20		24	
5	Yarker FS	31		3	21
6	Odessa PS	31		15	
6	Yarker FS	3	28	9	6
7	Odessa PS	20		19	
7	Yarker FS	31	-11	27	-8
7	Odessa PS	20		24	
7	Yarker FS	31		3	21
8	Odessa PS	15		14	
8	Yarker FS	10	5	19	-5
8	Odessa PS	37		19	
8	Yarker FS	40	-3	13	6
9	Odessa PS	15		14	
9	Yarker FS	40	-25	13	1
10	Odessa PS	15		14	
10	Yarker FS	10	5	19	-5
10	Odessa PS	37		19	
10	Yarker FS	40	-3	13	6
11	Odessa PS	32		14	
11	Yarker FS	5	27	13	1
11	Odessa PS	32		30	
11	Yarker FS	5		23	7
12	Odessa PS	31		15	
12	Yarker FS	3	28	9	6
13	Odessa PS	26		26	
13	Yarker FS	21	5	30	-4
14	Odessa PS	32		30	
14	Yarker FS	5	27	23	7
15	Odessa PS	15		14	
15	Yarker FS	17	-2	34	-20
15	Odessa PS	31		31	
15	Yarker FS	40	-9	13	18
16	Odessa PS	15		14	
16	Yarker FS	40	-25	13	1
17	Odessa PS	15		14	
17	Yarker FS	40	-25	13	1
18	Odessa PS	15		14	
18	Yarker FS	40	-25	13	1
19	Odessa PS	31		15	
19	Yarker FS	0	31	0	15

Appendix R:4 – Status of JK to Grade 3 Schools in the Province of Ontario

The following information is offered as an approximate summary of the JK-Grade 3 schools in Ontario.

Information Gathering:

A request for information to the Ontario Ministry of Education yielded a link to a database of all schools in the province as of May 7, 2013.

<https://www.ontario.ca/data/ontario-public-school-contact-information>

This was followed by a web search to confirm the status of each of the JK-3 schools identified in the data base as well as enrolment and other information.

Schools that were no longer JK -3 or due to change in the near future due to Board decisions were removed from the list.

Two schools identified as Hospital schools and Treatment Centres were removed from the list, as was a special JK-SK only school.

Two additional schools that were not JK-3 schools in 2013 were added to the data based on confirmed information, from other sources, that the schools are now JK-Gr.3.

Results:

Given the above data sources and actions there are a total of 18 active regular JK to Grade 3 schools in the province. The Charts below provide information about the schools included and those that were excluded.

Active JK to Grade 3 Schools in Ontario

Board	School	Enrolment 2015-16	# of Classes 2015-16
Bluewater DSB	Dundalk & Proton Community School	223	10
	Kincardine Township-Tiverton P. S.	301	13
Bruce-Grey CDSB	St. Basil's Separate School (Eng/Fr. Im.)	425	20
CDSB of Eastern Ontario	St James the Greater Separate School (Eng/Fr. Im. Gr 1-3)	197	9
CSDC des Grandes Rivières	É C St-Dominique (Fr. First Language)	224	10
Hastings & Prince Edward DSB	Earl Prentice PS	133	6
Kawartha Pine Ridge DSB	Hampton Junior P.S.	175	8
Lakehead DSB	Hyde Park P.S.	161	7
Limestone DSB	Yarker F.S.	36	2
Niagara CDSB	St Charles Catholic Elementary School	281	14
Northwest CDSB	St Michaels School (Eng./Fr.Im.)	189	10

Board	School	Enrolment 2015-16	# of Classes 2015-16
Ottawa-Carleton DSB	Castlefrank Elementary School	313	16
	General Vanier P.S.	134	7
Thames Valley DSB	River Heights School	353	16
Toronto DSB	Rene Gordon Health and Wellness Academy – includes a Day Treatment Prog. & Early Intervention Prog.	131	7
Trillium Lakelands DSB	Cardiff Elementary School	50	3
	Stuart W Baker E. S.	292	13
York Region DSB	Robert Munsch P.S.	368	17

Schools Removed from the Active Regular JK-Grade 3 Schools List

Board	School	Status 2015-16
Bluewater DSB	St Vincent-Euphrasia Elementary School	JK-5 Eng/Fr Im school with 266 students and 12 classes
	Involved in Modified PAR in 2015-16; 2 other small schools added to this school for 2015-16; Board applying to build JK-12 school and close remaining schools in the area.	
Grandes Rivières (Fr. First Language Schools)	É C Louis-Rhéaume (Timmins)	JK/SK school with 84 students and 4 classes
	É C Sacré-Coeur (New Liskeard)	Closed
CSDC du Nouvel-Ontario	É Sép Saint-Joseph (Fr. First Language Catholic)	JK-Gr 4 with 44 students and 3 classes
Huron Perth CDSB	St Patrick's Separate School	The school was combined with St Columban to make a JK-Gr 8 school in 2016-17.
Toronto DSB	Fraser Mustard Early Learning Academy	JK/SK only; 611 students, 24 classes
Provincial/Hospital	Kids Ability School	
Rainbow DSB	Children's Treatment Centre	
Algoma DSB	Arthur Henderson P.S.	Changed from JK-8 to JK-6 to JK -4 as of 2015-16, Changed to JK-3 in 2016-17 PAR in 2016-17
	PAR in 2016-17 Decision to ask for an addition to another school and close Arthur Henderson. P.S.	
DSB Niagara	E W Farr Memorial P.S.	Modified PAR 2015-16, to be consolidated with a Gr 4-8 school to make a JK-8 school opening September 2017

Appendix R:5 - References

County of Lennox and Addington; *The Centre of Learning, Engagement, and Vitality*, Library Service Review; October 3, 2016

<https://lennoxandaddington.civicweb.net/document/23959/LA%20service%20review%20final%20report%20with%20covers%20Oct%204%202.pdf?handle=3150E0DCD3004A698212FAD9DE820F9E>

Limestone District School Board; School Enrolment /School Capacity Committee Meeting Minutes, September 28, 2016.

http://www.limestone.on.ca/Board/Committee_Minutes/Home%20Page

Limestone District School Board; *LDSB Administrative Procedure 211: French as a Second Language.* <http://www.limestone.on.ca/board/documents/procedures/AP-211.pdf>

Ontario Ministry of Education; *School Facility Condition Data for the Assessment Cycle 2011-2015;* Updated August 22, 2016. http://www.edu.gov.on.ca/eng/parents/renewal_data.html

Township of Stone Mills; *Impact of Prospective School Closures in Stone Mills Township, Ontario;* Doyletech Corporation; March 6, 2017.

<https://stonemills.civicweb.net/document/14112/Stone%20Mills%20School%20Closures%20-%20Doyletech%20Impact%20Stu.pdf?handle=3FC320C4CECF4074A48A9EC9170544A8>

Township of Stone Mills; *Plan of Subdivision.*

<http://www.stonemills.com/development-services/planning/45-services/building-planning/179-plan-of-subdivision>

Township of Stone Mills; *The Official Plan of the Township of Stone Mills;* November 2014 Office Consolidation.

http://www.stonemills.com/images/Planning/Official_Plan/Official_Plan_Document_2014.pdf

Township of Stone Mills; *Township of Stone Mills Strategic Plan 2015-2019;* November 2, 2015.

http://www.stonemills.com/images/Economic_Development/Strategic_Plan_With_Appendix.pdf



Limestone District School Board

Final Staff Accommodation Report Regarding Yarker Family School and Odessa Public School

To provide the Trustees with sufficient time to review the wealth of material in the Final Staff Report and the Community Consultation Section the segments will be distributed in 4 booklets from April 12 to May 30, 2017.

Outline of Final Staff Report

Administrative Report	Booklet 3
Final Staff Report & Appendices Containing Information in the Report	Booklet 3
Appendix B:	
B:1 Initial Staff Report and Appendices	Booklet 1
B:2 Minutes of the SE/SCC Meeting September 28, 2016	Booklet 1
B:3 Minutes of the SE/SCC Meeting April 24, 2017	Booklet 3
B:4 Minutes of the SE/SCC Meeting May 9, 2017	Booklet 4

Outline of the Community Consultation Section of the Final Staff Report

“The final staff report must include a Community Consultation section that contains feedback from the ARC and any public consultations as well as any relevant information obtained from municipalities and other community partners prior to and during the Pupil Accommodation Review.” (Ministry of Education Pupil Accommodation Review Guidelines pg. 11)

1. Pupil Accommodation Review Committee Feedback	Appendix C:1	Booklet 2
1.1 Pupil Accommodation Review Committee: Final Report		
1.2 Questions from PARC Members and Responses		
2. Agenda and Meeting Notes from PARC Working Meetings	Appendix C:2	Booklet 1
2.1. November 2, 2016	Page 1	
2.2. December 8, 2016	Page 9	
2.3. January 24, 2017	Page 15	
2.4. February 16, 2017	Page 50	
2.5. March 21, 2017	Page 57	

3. Agenda and Meeting Notes from PARC Public Meetings	Appendix C:3	Booklet 1
3.1. November 30, 2016	Page 1	
3.2. March 7, 2017	Page 89	
4. Online survey Results	Appendix C:4	Booklet 1
5. Community Feedback from Written Communications and Replies	Appendix C:5	
5.1 Correspondence to April 7		Booklet 1
5.2 Correspondence April 8 to May 25		Booklet 4
6. Municipal and Community Partners Feedback	Appendix C:6	Booklet 1
6.1. Meeting, September 8, 2016	Page 1	
6.2. Meeting January 23, 2017	Page 19	
6.3. Materials Provided by Stone Mills Representatives at the January 23, 2017 meeting	Page 31	
<ul style="list-style-type: none"> • Report from Stone Mills Chief Building Official on Growth in the Township of Stone Mills – September 27, 2016 • Update on Building Permits Issued to Limestone District School Board Since 2013 – January 9, 2017 • Update on Building Department Permits Totals in 2016 – January 12, 2017 		
6.4. Copy of Letter from Reeve of Stone Mills Township to the Premier with the attachment of the consultant’s report, <i><u>Impact of Prospective School Closures in the Township of Stone Mills, Ontario.</u></i>	Page 43	
6.5. Invitation to municipal representatives of a meeting on March 29, 2017.	Page 62	
7. Delegation Meeting Presentations	Appendix C:7	Booklet 3